

Two-Way PICV Assemblies



ANSI Class 250
Electronic Spring Return or Non-Spring Return Actuators



- Normally Closed
- Field adjustable maximum flow
- 45 psi close-off with ANSI Class IV leakage







NC 1 to 1-1/4"			Spring Return Actuator		Non-Spring Return Actuator	
			Floating	0-10 V	Floating	0-10 V
2-Way Valve Body Part No.	Valve Size in.	Factory Preset Max. GPM	 SSD81.5U	 SSD61.5U	 SSD81U	 SSD61U
Normally Closed						
	1	1	232-04304-1	233-04304-1	230-04304-1	231-04304-1
		2	232-04304-2	233-04304-2	230-04304-2	231-04304-2
		3	232-04304-3	233-04304-3	230-04304-3	231-04304-3
		4	232-04304-4	233-04304-4	230-04304-4	231-04304-4
		5	232-04304-5	233-04304-5	230-04304-5	231-04304-5
		6	232-04304-6	233-04304-6	230-04304-6	231-04304-6
		7	232-04304-7	233-04304-7	230-04304-7	231-04304-7
		8	232-04304-8	233-04304-8	230-04304-8	231-04304-8
		9	232-04304-9	233-04304-9	230-04304-9	231-04304-9
	1-1/4	3	232-04305-3	233-04305-3	230-04305-3	231-04305-3
		4	232-04305-4	233-04305-4	230-04305-4	231-04305-4
		5	232-04305-5	233-04305-5	230-04305-5	231-04305-5
		6	232-04305-6	233-04305-6	230-04305-6	231-04305-6
		7	232-04305-7	233-04305-7	230-04305-7	231-04305-7
		8	232-04305-8	233-04305-8	230-04305-8	231-04305-8
		9	232-04305-9	233-04305-9	230-04305-9	231-04305-9
		10	232-04305-10	233-04305-10	230-04305-10	231-04305-10
		11	232-04305-11	233-04305-11	230-04305-11	231-04305-11
12	232-04305-12	233-04305-12	230-04305-12	231-04305-12		
13	232-04305-13	233-04305-13	230-04305-13	231-04305-13		

Table Notes:
Part numbers in red indicate complete assemblies.

A-18

Valves